

Your child's name \_\_\_\_\_

Dear Parents,

Here is an essential game to play with your child. It reviews work that we did in class this week. Each note needs its letter! Hint: An "A" would belong in the empty note on the "A" line. A verbal response is better than a written response. Please be sure to visit

[www.SureStartForStrings.com](http://www.SureStartForStrings.com) **Violins need to go home and to connect with this site.**

Suggestion: three 10-minute visits each weekend. Twice daily is ideal!

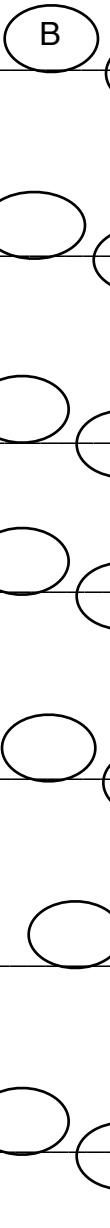
Thank you for supporting SURE START!

Helen Martin - [onlyfretless@gmail.com](mailto:onlyfretless@gmail.com)

G  
F  
E  
D  
C  
B  
A  
G  
F  
E  
D  
C  
B  
A  
G  
F  
E  
D  
C  
B  
A

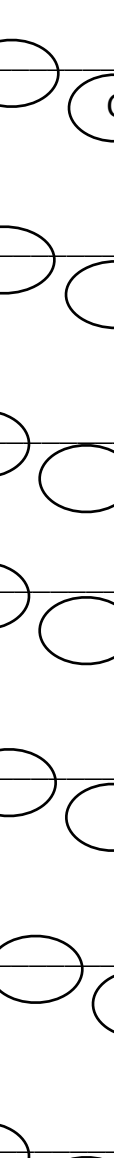
### LEARNING TO NAME NOTES WITH LETTER NAMES

A




A musical staff with a single line. The letter 'A' is written to the left of the line. Two circles representing notes are placed on the line. The first circle is on the second space and contains the letter 'B'. The second circle is on the second space and contains the letter 'G'.

B




A musical staff with a single line. The letter 'B' is written to the left of the line. Three empty circles representing notes are placed on the line, all on the second space.

C



A musical staff with a single line. The letter 'C' is written to the left of the line. Three empty circles representing notes are placed on the line, all on the second space.

D



A musical staff with a single line. The letter 'D' is written to the left of the line. Three empty circles representing notes are placed on the line, all on the second space.

E



A musical staff with a single line. The letter 'E' is written to the left of the line. Three empty circles representing notes are placed on the line, all on the second space.

F




A musical staff with a single line. The letter 'F' is written to the left of the line. Three empty circles representing notes are placed on the line, all on the second space.

G



A musical staff with a single line. The letter 'G' is written to the left of the line. Three empty circles representing notes are placed on the line, all on the second space.

A



A musical staff with a single line. The letter 'A' is written to the left of the line. Three empty circles representing notes are placed on the line, all on the second space.